


SYNCHRON. camera & flash



SHAPE of the light

SOFT - HARD

closer - softer
larger - softer

reflectors =
spots, softboxes, magflashy
normal reflector,
Fresnell light
lens

watch out! warm daylight vs. cold daylight → do NOT use together

EXPOSING

outside / ISO → as low as possible (less noise) fixed SHUTTER APERTURE
amount of light → fixed

studio f:


SHUTTER SPEED → $\frac{1}{60}$ or $\frac{1}{125}$ of a second
flash is $\frac{1}{2500}$ of a second, faster than the shutter speed
→ you cannot choose the shutter speed
ISO → lowest possible
APERTURE → set according to your wishes

amount of LIGHT → left to adjust

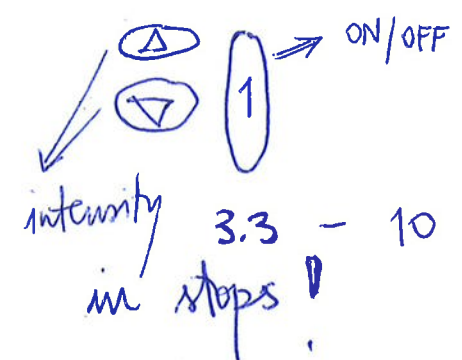
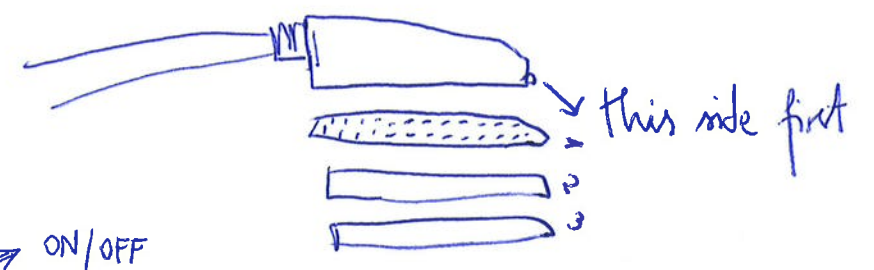
- key light
- fillin light
- light on the background
- effect light

daylight studio (NORTH side of the building)

video studio
photostudio = FLASH LIGHT



SETTINGS ON POWER BANK (same as on monoblock)



A stop is half or double the amount of light.

(if you lower aperture for 1 stop, add 1 stop)


modelling light

direction, shape, contrast

not the amount

SETTINGS: full/low/PROP → proportion (if you have more than 1 light)
low (for portrait/model)
for a video

long keep (if plugs are not in OR too big the difference between 2 flashlights)



when you make exposure

IR → ALWAYS OFF

cell → to synch more power banks (wireless)